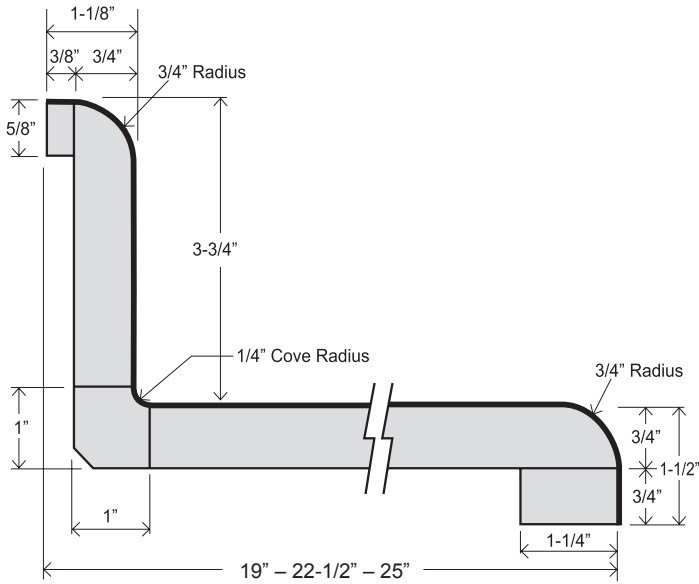


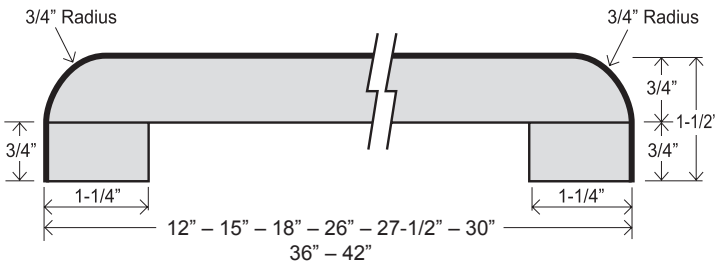
Specification
FOR PLYWOOD

FEATURES

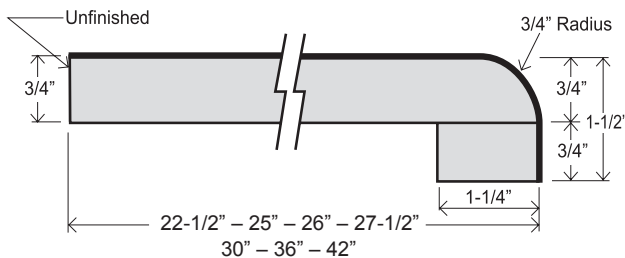
- 19mm plywood core
- 3/4" radius front nose, 1-1/2" thick
- 1/4" cove radius for easy cleaning
- Featuring MDF 1" x 1" cove molding
- 3/8" MDF scribe for fitting out-of-square walls
- 1-1/4" front build-up for floating countertop installation
- Kitchen and vanity tops feature 3-3/4" backsplash
- All bars feature 3/4" roll radius both sides
- Flat deck tops have 3/4" roll front radius, unfinished back side



KITCHEN & VANITY TOP
WV 19
WV 22-1/2
WV 25



BAR TOP
WFB 12
WFB 15
WFB 18
WFB 26
WFB 27-1/2
WFB 30
WFB 36
WFB 42



FLAT DECK TOP
WFF 22-1/2
WFF 25
WFF 26
WFF 27-1/2
WFF 30
WFF 36
WFF 42

CORPORATE HEADQUARTERS

522 W. 22nd Street
Marion, IN 46953
Phone: (765) 668-8144
Fax: (765) 662-3452

SHOWROOM LOCATIONS

Gulfport, MS | Macon, GA
Statesboro, GA | Atlanta, GA

Visit our website:

www.hartson-kennedy.com

