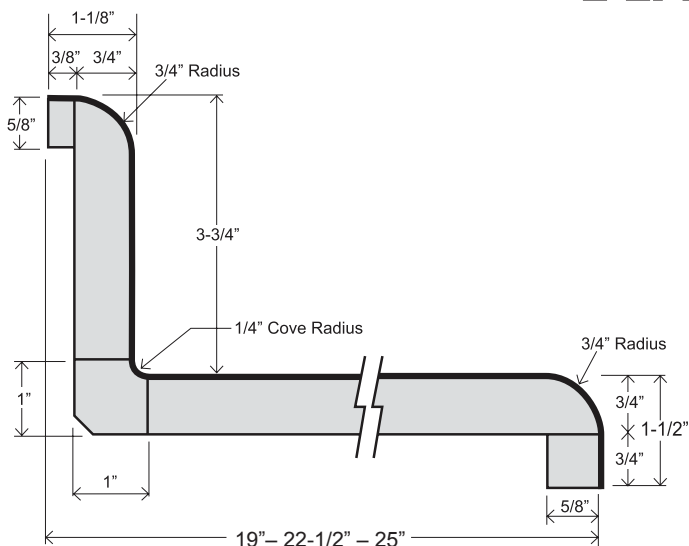


Specification
FOR PLYWOOD

FEATURES

- 19mm plywood core
- 3/4" radius front nose, 1-1/2" thick
- 1/4" cove radius for easy cleaning
- Featuring MDF 1" x 1" cove molding
- 3/8" MDF scribe for fitting out-of-square walls
- 5/8" front build-up for nesting on cabinet installation
- Kitchen and vanity tops feature 3-3/4" backsplash
- All bars feature 3/4" roll radius both sides
- Flat deck tops have 3/4" roll front radius, unfinished back side
- Available with 1/4" front build-up for floating countertop installation (as shown on last illustration)

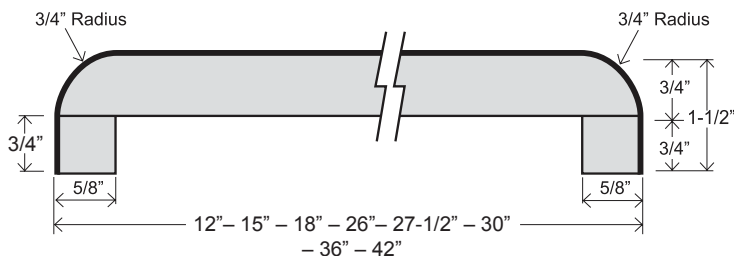


KITCHEN & VANITY TOP

- WFV 19
- WFV 22-1/2
- WFK 25

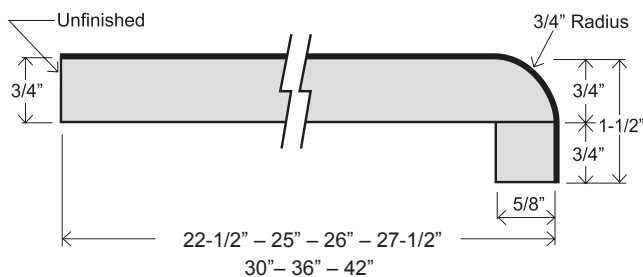
BAR TOP

- WFB 12
- WFB 15
- WFB 18
- WFB 26
- WFB 27-1/2
- WFB 30
- WFB 36
- WFB 42



FLAT DECK TOP

- WFF 22-1/2
- WFF 25
- WFF 26
- WFF 27-1/2
- WFF 30
- WFF 36
- WFF 42



CORPORATE HEADQUARTERS

522 W. 22nd Street
Marion, IN 46953
Phone: (765) 668-8144
Fax: (765) 662-3452

SHOWROOM LOCATIONS

Gulfport, MS | Macon, GA
Statesboro, GA | Atlanta, GA

Visit our website:

www.hartson-kennedy.com

