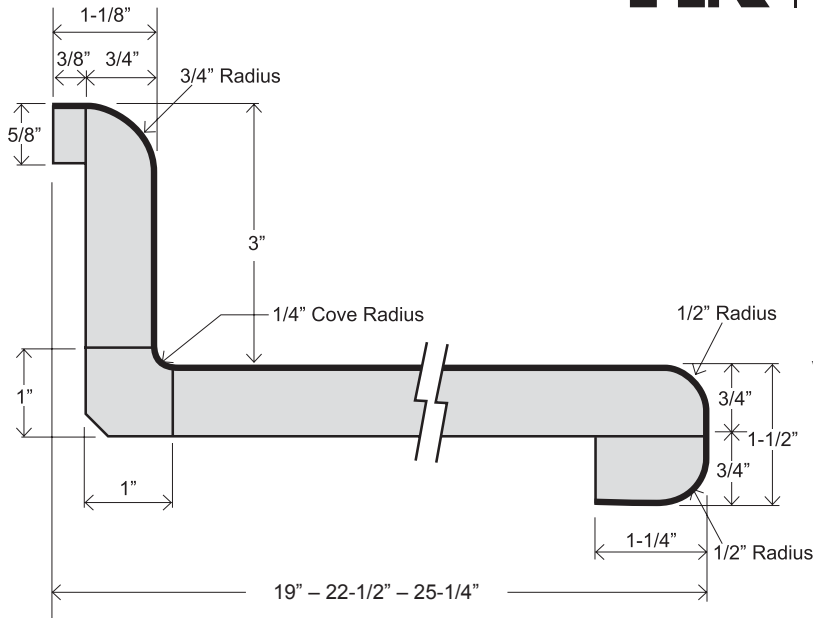




**Hartson
Kennedy**
est. 1948

E-TOP #2000 (EUROPEAN STYLE)

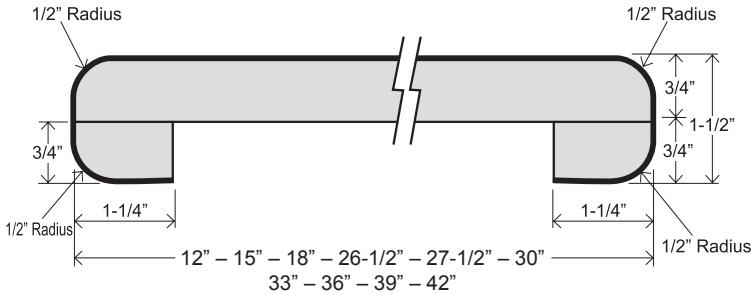


KITCHEN & VANITY TOP

EWV 19
EWV 22-1/2
EWK 25-1/4

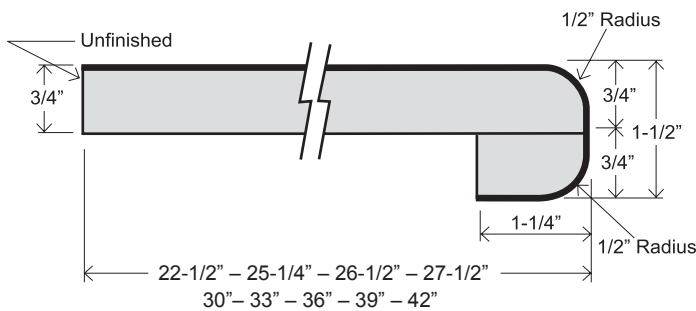
FEATURES

- European profile front nose, flat face with double radius, 1-1/2" thick
- 1/4" cove radius for easy cleaning
- Featuring 1" x 1" cove molding
- 3/8" scribe for fitting out-of-square walls
- 1-1/4" front build-up for floating countertop installation
- Kitchen and vanity tops feature 3" backsplash
- All bars feature double radius both sides
- Flat deck tops have flat face with double radius front side, unfinished back side



BAR TOP

EWB 12
EWB 15
EWB 18
EWB 26 -1/2
EWB 27-1/2
EWB 30
EWB 33
EWB 36
EWB 39
EWB 42



FLAT DECK TOP

EFW 22-1/2
EFW 25-1/4
EFW 26-1/2
EMF 27-1/2
EFW 30
EFW 33
EFW 36
EFW 39
EFW 42



CORPORATE HEADQUARTERS

522 W. 22nd Street
Marion, IN 46953
Phone: (765) 668-8144
Fax: (765) 662-3452

Visit our website:

www.hartson-kennedy.com

