



**Hartson  
Kennedy**  
est. 1948

# ULTRA-TOP

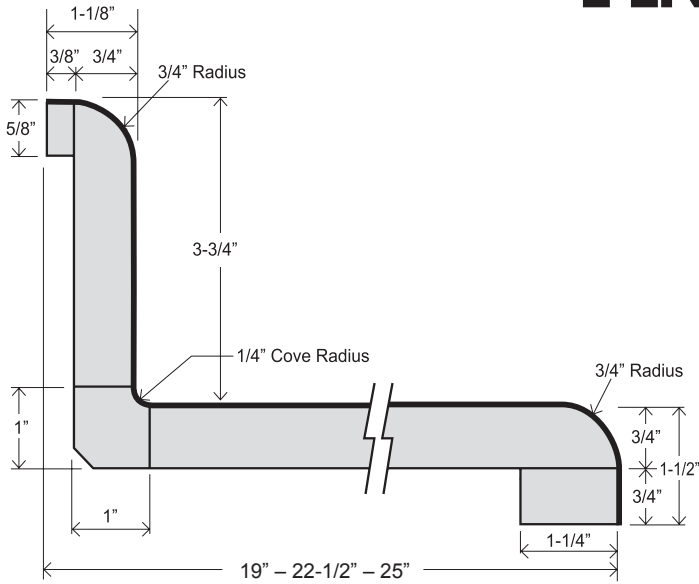
## WATERFALL

### 1-1/2" FRONT NOSE

Specification  
FOR PLYWOOD

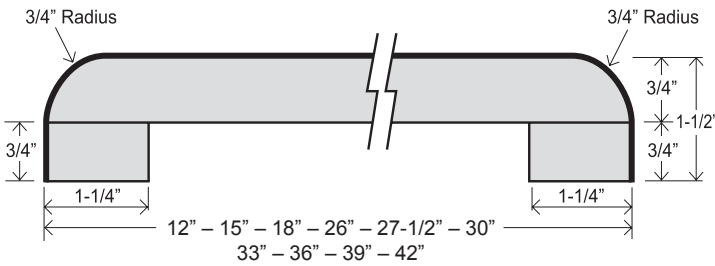
#### FEATURES

- 19mm plywood core
- 3/4" radius front nose, 1-1/2" thick
- 1/4" cove radius for easy cleaning
- Featuring MDF 1" x 1" cove molding
- 3/8" MDF scribe for fitting out-of-square walls
- 1-1/4" front build-up for floating countertop installation
- Kitchen and vanity tops feature 3-3/4" backsplash
- All bars feature 3/4" roll radius both sides
- Flat deck tops have 3/4" roll front radius, unfinished back side



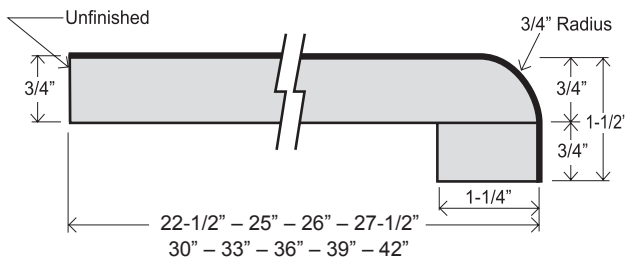
#### KITCHEN & VANITY TOP

WFV 19  
WFV 22-1/2  
WFK 25



#### BAR TOP

WFB 12  
WFB 15  
WFB 18  
WFB 26  
WFB 27-1/2  
WFB 30  
WFB 33  
WFB 36  
WFB 39  
WFB 42



#### FLAT DECK TOP

WFF 22-1/2  
WFF 25  
WFF 26  
WFF 27-1/2  
WFF 30  
WFF 33  
WFF 36  
WFF 39  
WFF 42



#### CORPORATE HEADQUARTERS

522 W. 22nd Street  
Marion, IN 46953  
Phone: (765) 668-8144  
Fax: (765) 662-3452

Visit our website:

[www.hartson-kennedy.com](http://www.hartson-kennedy.com)

